

BACKFIRE

"That's the craziest thing I ever hoid!"

April 1997

Volume 2, Issue 4

COME ONE,
COME ALL....
TO IRV AND
CHAR'S
AUCTION
BARN.....

WED
APR
16TH
7 PM
TILL
???



Map enclosed for new members.

A's - R - US

WANT TO
WELCOME
ALL
MEMBERS

TO OUR
APRIL 16TH
MEETING

COME JOIN
THE FUN!!!

President's Message

Our Club outing to Tommy Gun's Garage was a huge success. We had a great turnout, as all members enjoyed a fine evening of dining, entertainment, and fun. Tim Dionne did a super job of planning the evening and deserves our gratitude for producing yet one more great Club event.


The next event planned for our car club is one of our more amusing events, the fund raiser auction. Please bring whatever turns your crank. It doesn't have to be car related. Bring as much as you want. Also bring your allowance with you so you can buy the treasures you will be bidding on.

Before closing, I would just like to mention that the support given by all our members and especially those that have volunteered to

organize group events and outings has been fantastic! I believe this volunteer program has worked well to increase attendance. And by the way, at our next meeting there is one more job we will need a volunteer for. So see you at the next monthly meeting.

"That's the craziest thing I ever hoid."

Da Boss



All that girl said was, "Look at that cute old car with that old man driving it!"

Peotone Car Club Swap Meet

It was a frosty, but beautiful Sunday morning as our gang headed for the annual Peotone Car Club Swap Meet. The doors opened at 8:00 a.m. sharp. There were people in every corner of the Peotone Will County Atrium. Tables and displays covered every available space in the building. There was S—, well stuff for nearly everything. But if you were there for Model A parts, you could say you were up a creek without a paddle. The only items I spotted for Model A's were a pair of Ford pliers and a starting crank. But we

enjoyed looking at all the neat.....JUNK!!! Maybe next time we might find that treasure we are looking for. Better luck next time gang.


Your man on the street,

Ricochet

Did you ever wonder why.....
The slowest part of the day on the highway is called....."Rush Hour"???

TOY TIME WITH RICOCHET

AUCTION



AUCTION

Have you ever shined your "A" to the max for that special car show? Yeh, I know we've all been there and done that.

Well, let me tell you about Ricochet's experience.....I remember the time when I spent days and nights cleaning every inch of that "A".. Then came the day when we were ready to depart. I stopped and thought for a few seconds, did I remember everything? Oops! I did forget one thing, I'd better check the coolant. Oh no, it's a little low. I put in about a quart and the coolant was above the core. Boy, am I glad I checked that, I wouldn't want to overheat this baby. Finally, I'm on my merry, merry way singing that special song.....

"You picked a find time to leave me loose wheel, or is that Lucille?"

So, with both ears down, we're on our way to the car show. After a few miles of travel, something appears on my windshield, what the sh—?, I mean, what the heck. Is that rain? No! Maybe that was bird pee, but it looks like foam or like somebody put Mr. Bubbles in my radiator. There goes my wax job.

Ricochet now knows what it was... Many Model A's have been blamed for overheating, just because a leaky radiator cap gasket permitted windshield spotting

FOR SALE

1973 FORD 3500 Tractor with front loader bucket, three point hitch and PTO, rear scraper blade and wheel chains. \$5500

Call Irv @ 708-258-3002


1983 25' THOMPSON Explorer Boat set up for Lake Michigan. Four cannon electric downriggers, sideriggers and planing boards, 305 V-8 powered. Cuddy cabin and porta-potty, E-Z loader trailer with power winch included. 1400 hrs on hour meter. \$12,000

Call Irv @ 708-258-3002

from expanding coolant from a normal operating engine.

Air bubbles showing in the radiator neck may not be a sign of a leaky head gasket, but air pulled in through the water pump packing seal or air being pulled through the grease fitting on the pump base. Always use a capped type grease fitting with a gasket under the screw cap. A properly packed and greased pump should not leak air. Be careful not to over grease the pump, or the excess grease will be thrown to the underside of your hood, creating a big mess.

Ricochet



Young man, this horse doesn't understand AHOOOGA!

SERVICES OFFERED

Sand-blasting:

Call John @ 815-469-4799



